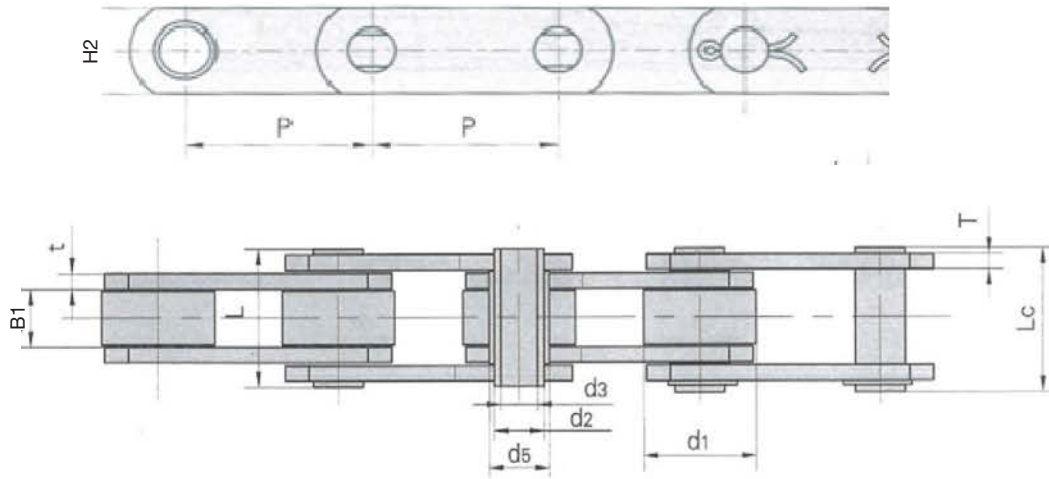
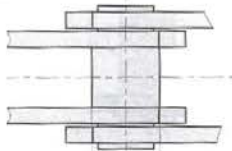


Conveyor Chains (British Standard Solid Pin)

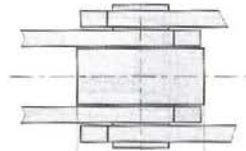


without rollers



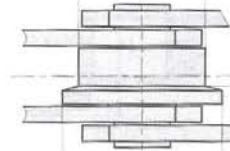
D5

with P large rollers type



D1

with F langed rollers type



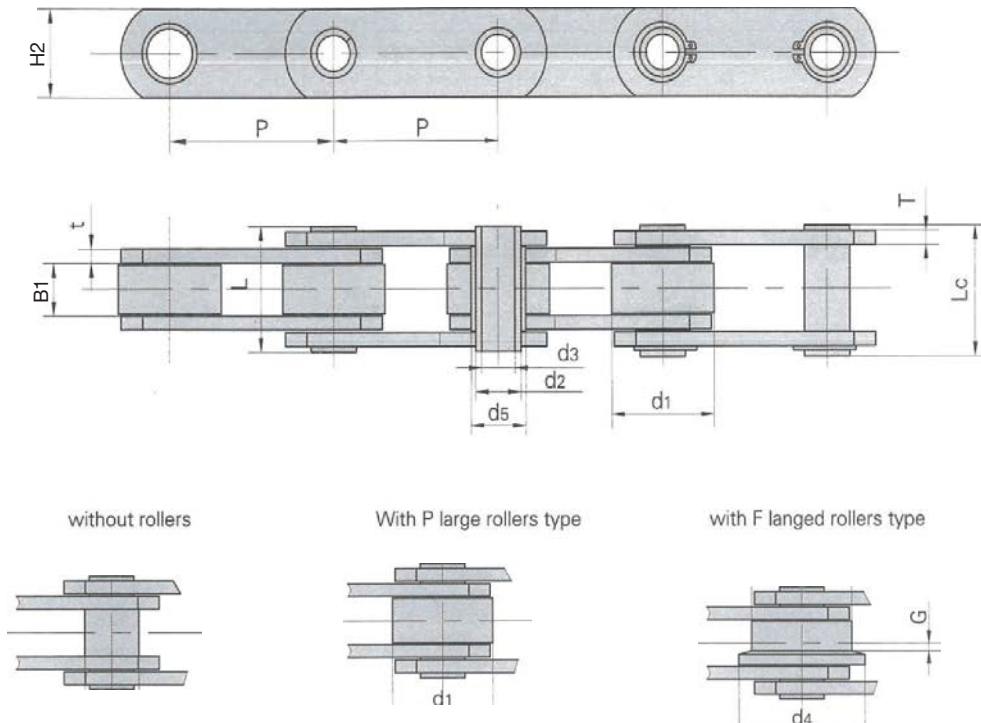
D4

G

Donghua Chain No.	Pitch							Roller dimension			Bush diameter
	in	in	in	in	in	in	in	D1 max	D4 max	G	D5 max
								mm	mm	mm	mm
7,500lb	2"	2.5"	3"	3.5"	4"	5"	6"	31.75	40.0	2.5	17.0
15,000lb	3"	3.5"	4"	5"	6"	7"	8"	47.50	60.0	3.5	23.0
30,000lb	4"	5"	6"	7"	8"	9"	10"	66.70	82.0	3.5	33.0
60,000lb	6"	7"	8"	10"	12"	-	-	88.90	114.0	8.5	38.0

Donghua Chain No.	Width between inner plates	Pin diameter	Plate depth	Pin length		Plate thickness	Breaking load
	B1 max	d2 max	h2 max	L max	Lc max	t/T max	Q min
	mm	mm	mm	mm	mm	mm	KN/LB
7,500lb	15.0	14.0	25.0	37.0	40.5	4.0	40.0/9091
15,000lb	19.0	19.0	40.0	45.0	50.5	5.0/4.0	100.0/22725
30,000lb	26.0	26.9	50.0	58.0	63.5	7.0/5.0	156.0/35451
60,000lb	38.0	32.0	60.0	84.0	94.0	10.0/8.0	300.0/68175

Conveyor Chain (British Standard Hollow Pin)



Donghua Chain No.	Pitch							Roller Dimension			Bush diameter	Plate depth
	P	in	D1 max mm	D4 max mm	G mm	D5 max mm	H2 max mm					
6,000lb	2" 2.5" 3" 3.5" 4" 5" 6"	31.75	40.0	2.5	17.0	25.0						
12,000lb	3" 3.5" 4" 5" 6" 7" 8"	47.50	60.0	3.5	23.0	40.0						
24,000lb	4" 5" 6" 7" 8" 9" 10"	66.70	82.0	4.0	33.0	50.0						
36,000lb	6" 7" 8" 10" 12"	88.90	114.0	8.5	38.0	60.0						

Donghua Chain No.	Width between inner plates	Pin diameter		Pin length		Plate thickness	Breaking load	
	B1 min mm	D2 max mm	D3 min mm	L max mm	Lc max mm	t/T max mm	Q min kN/LB	*Q min kN/LB
6,000lb	15.0	14.0	10.2	36.4	37.7	4.0	40.0/9091	50.0/11362
12,000lb	19.0	19.0	13.2	45.0	46.5	5.0/4.0	60.0/13636	120.0/27270
24,000lb	26.0	26.9	20.2	58.0	60.5	7.0/5.0	150.0/34087	190.0/43177
36,000lb	38.0	32.0	22.5	83.0	85.0	10.0/8.0	300.0/68175	380.0/86362